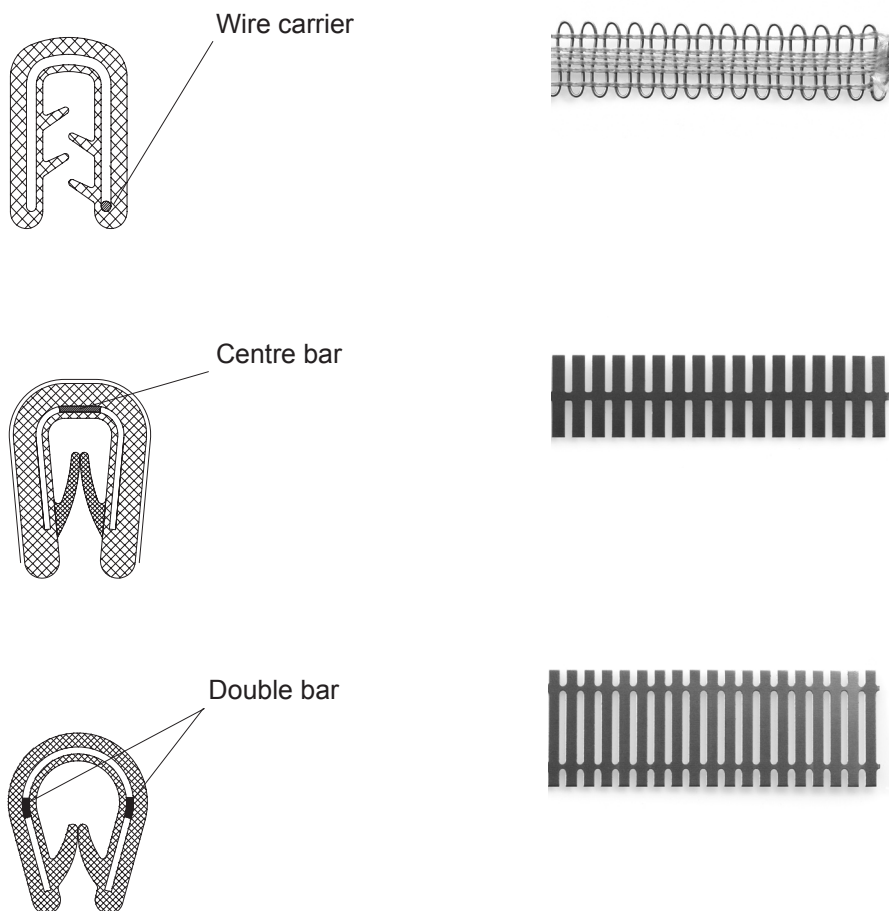


## Steel- or wire carrier?

By using either steel or wire carrier, the edge protection sections will cling well, without the use of splicing tape. However, the use of a steel carrier will have a higher clamping effect than a wire carrier.

The disadvantage of a profile with an unbroken steel carrier is a restricted bending radius over the lateral blade. This can be solved by breaking the connecting bridges. However, a slightly uneven strand may develop if this is done. In most technical applications the appearance will be irrelevant.

The choice of either a steel or wire carrier largely depends on the application situation, and the desired appearance.



## Application for the edge protectors

Edge protection profiles simplify the finishing of edges. They eliminate preparatory and follow-up work, neutralize respectively cover sheet metal edges. Furthermore, their decorative effect is often desired.

The edge protectors consist of a U-shaped metal base, either a steel strip or wire carrier, jacketed with PVC or rubber. Those guarantee a tight grip on the edge, even if radii or bends have to be covered. In some profiles, the clamping effect is heightened by PVC lips incorporated into the PVC jacket.

The edge protectors are pressed onto the edge by hand or with a rubber or thermoplastic hammer. Glues or special attachment aids are not required, installation is simple and quick.

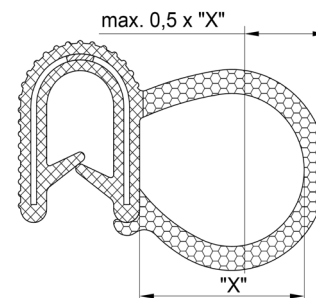
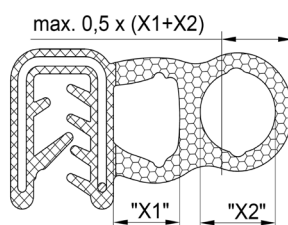
### Manufacturing tolerances

PVC according to DIN 16941

Tolerances of custom length based upon DIN 16941 4B

## Compression recommended for sealing edge protection profiles

The compression of our sealing edge protection profile should have a maximum of 50% as otherwise the compactness, and the restoring force are affected. In practice, the profile should be compressed 30-40%.



## Formability of sponge rubber profiles

Essential for the application of sealings and underlay plates is the enduring deformation. The most common characteristic is the compression set (DVR).

To determine this dimension, a cylindrical test body is compressed 25% and then stored for a selected time at a selected temperature. Thirty minutes after release, the height is measured at room temperature again, and from the result, the enduring deformation is identified.

A DVR of 0 means that the test body has reached its original height again (not possible in reality), a DVR of 100% shows that the test body has no reset device; after the test the test body would stay completely deformed. Why is the DVR an important parameter?

A flange gasket is compressed to a specified thickness and exerts a pressure on the surface of the flange. After a while this pressure reduces because the rubber deforms plastically. If this plastically characteristic – the DVR – is too high, the press capacity and the sealing effect decrease and the seal is leaks.